

# Footfall Report for: St Helier, King Street

## Weekly Footfall

	Year to date %		Year on year %		Week on week %	
	2020	2019	2020	2019	2020	2019
St Helier, King Street	-42.8 %	-0.6 %	-54.6 %	-8.7 %	1.4 %	3.5 %
South West	-45.2 %	-2.2 %	-73.1 %	-9.0 %	-2.3 %	-2.4 %
UK	-44.3 %	-1.1 %	-72.9 %	-7.1 %	5.0 %	-2.3 %

Benchmark calculations (Year on Year and Week on Week) have been calculated using like for like data sets (only those counters available in both comparison periods) to ensure statistical accuracy

## Headlines

The change in footfall for St Helier, King Street over the last 52 weeks is 19% down on the previous year.

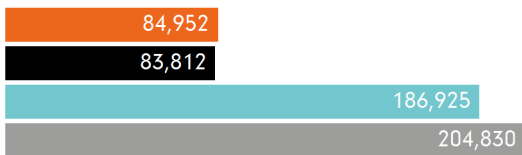
Footfall for the year to date is 42.8% down on the previous year.

The number of visitors counted for week commencing 8 June 2020 was 84,952.

The busiest day in week commencing 8 June 2020 was Saturday with 18,740 visitors.

The peak hour of the week was 12:00 on Saturday 13 June 2020 with footfall of 2,562

## Footfall by week

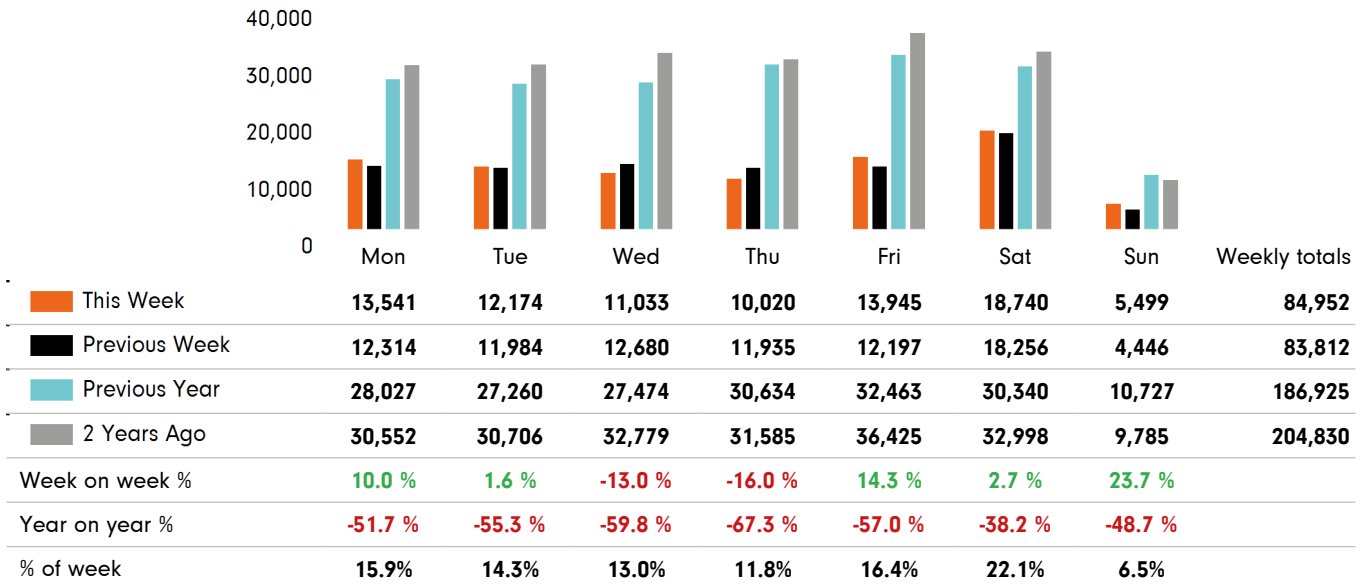


■ This Week     ■ Previous Year  
■ Previous Week     ■ 2 Years Ago

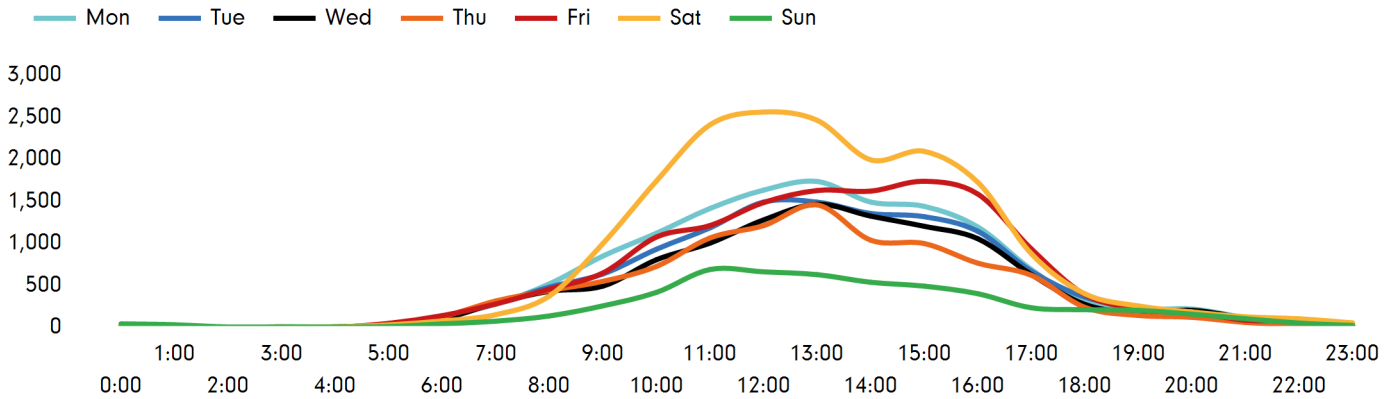
## Weather

	Mon	Tue	Wed	Thu	Fri	Sat	Sun
This week	17°	16°	14°	16°	18°	16°	19°
Previous week	22°	21°	18°	15°	15°	14°	15°
Previous year	15°	16°	15°	15°	16°	16°	18°

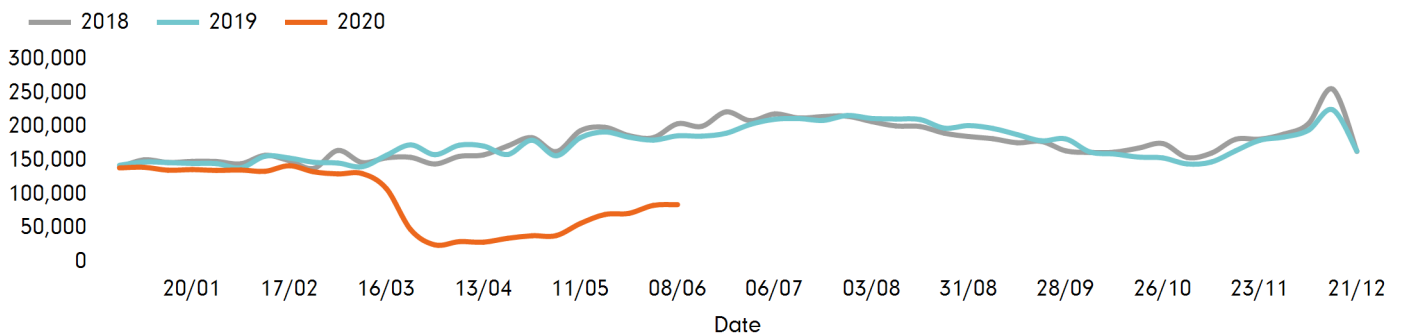
## Footfall by day



## Footfall by hour

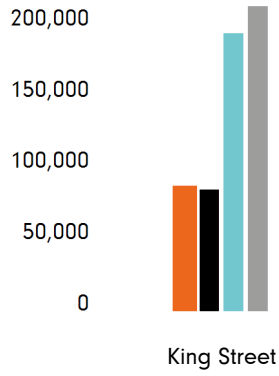


## Footfall by week



## Footfall by location

■ This week ■ Previous week ■ Previous year ■ 2 Years ago



This Week	<b>84,952</b>
Previous Week	<b>83,812</b>
Previous Year	<b>186,925</b>
2 Years Ago	<b>204,830</b>
Week on week %	<b>1.4 %</b>
Year on Year %	<b>-54.6 %</b>

### Notes

Year to Date % Change is the annual % change in footfall from January of this year compared to the same period last year. Week1, 2020 to Week 24, 2020 Vs Week 1, 2019 to Week 24, 2019

Year on Year % Change is the % change in footfall for this week compared to the same week in the previous year. Week24, 2020 Vs Week 24, 2019

Week on Week % Change is the % change in footfall for this week from the previous week. Week24 2020 Vs Week 23 2020