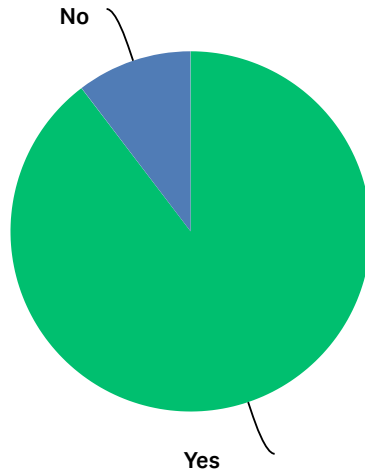


# Q1 Have you experienced a drop in your January turnover in comparison to your sales figures of January 2019?

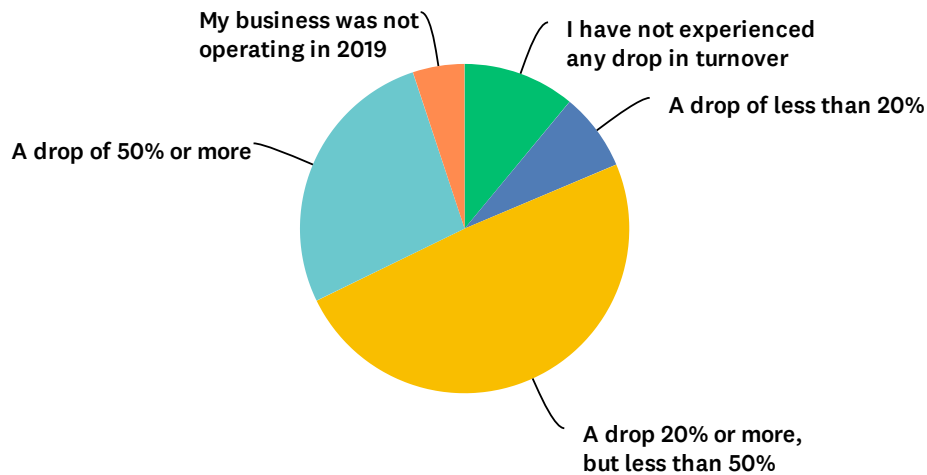
Answered: 116 Skipped: 2



ANSWER CHOICES	RESPONSES	
Yes	89.66%	104
No	10.34%	12
TOTAL		116

## Q2 If you are experiencing a drop in turnover in January compared to the same period in 2019, what percentage of detriment can you evidence.

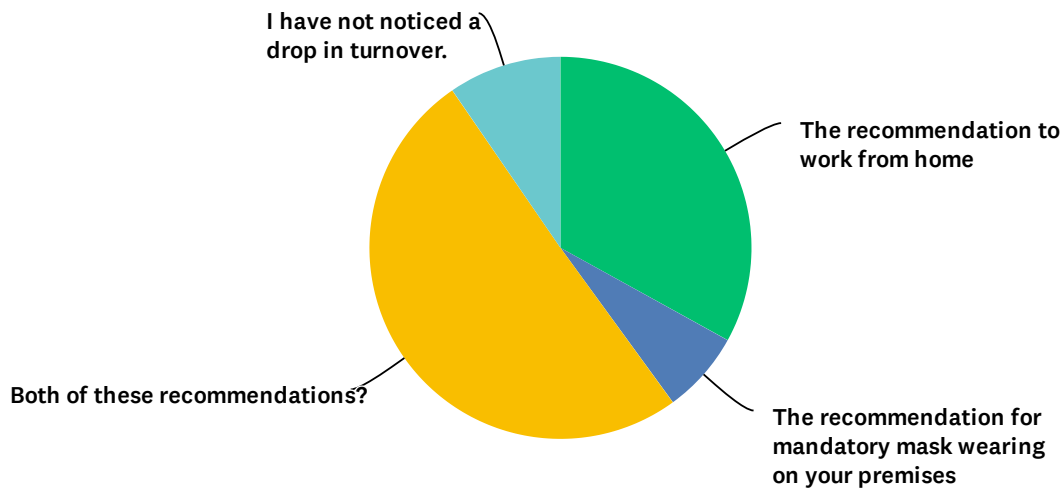
Answered: 118 Skipped: 0



ANSWER CHOICES	RESPONSES	
I have not experienced any drop in turnover	11.02%	13
A drop of less than 20%	7.63%	9
A drop 20% or more, but less than 50%	49.15%	58
A drop of 50% or more	27.12%	32
My business was not operating in 2019	5.08%	6
<b>TOTAL</b>		<b>118</b>

### Q3 What do you think has caused the drop in turnover for January 2022

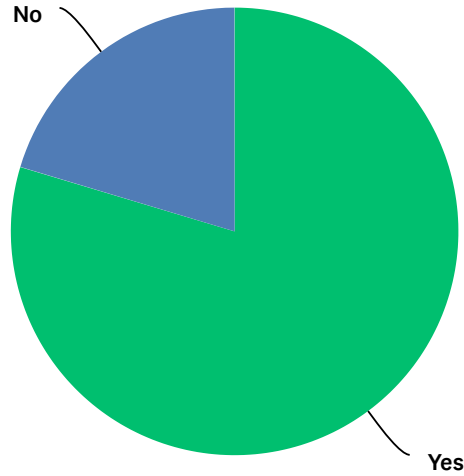
Answered: 115 Skipped: 3



ANSWER CHOICES	RESPONSES	
The recommendation to work from home	33.04%	38
The recommendation for mandatory mask wearing on your premises	6.96%	8
Both of these recommendations?	50.43%	58
I have not noticed a drop in turnover.	9.57%	11
TOTAL		115

### Q4 Did you experience a drop in your December 2021 turnover in comparison to December 2019?

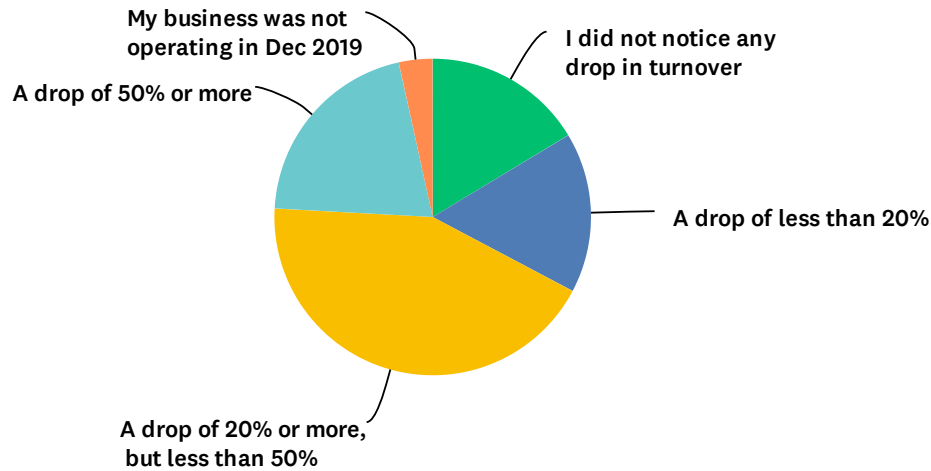
Answered: 118 Skipped: 0



ANSWER CHOICES	RESPONSES	
Yes	79.66%	94
No	20.34%	24
TOTAL		118

### Q5 If you experienced a drop in your December 2021 turnover in comparison to December 2019, what percentage of detriment can you evidence if required?

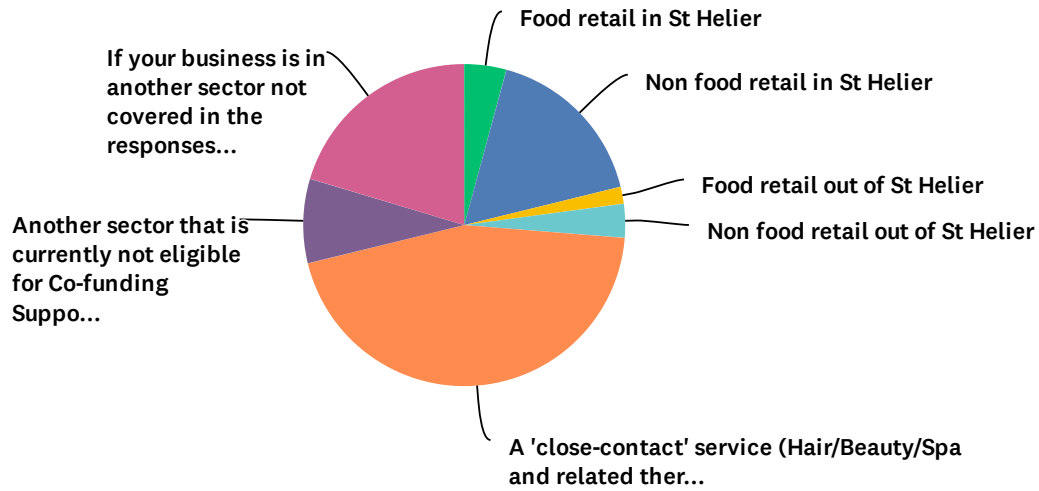
Answered: 116 Skipped: 2



ANSWER CHOICES	RESPONSES	
I did not notice any drop in turnover	16.38%	19
A drop of less than 20%	16.38%	19
A drop of 20% or more, but less than 50%	43.10%	50
A drop of 50% or more	20.69%	24
My business was not operating in Dec 2019	3.45%	4
<b>TOTAL</b>		<b>116</b>

## Q6 Which sector best describes your business?

Answered: 118 Skipped: 0



ANSWER CHOICES	RESPONSES	
Food retail in St Helier	4.24%	5
Non food retail in St Helier	16.95%	20
Food retail out of St Helier	1.69%	2
Non food retail out of St Helier	3.39%	4
A 'close-contact' service (Hair/Beauty/Spa and related therapy or health services)	44.92%	53
Another sector that is currently not eligible for Co-funding Support for January 2022.	8.47%	10
If your business is in another sector not covered in the responses, please tell us what best describes what you do.	20.34%	24
<b>TOTAL</b>		<b>118</b>